



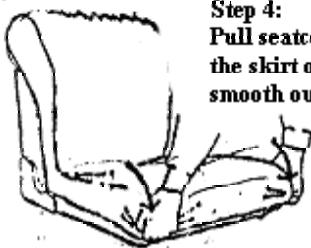
**Step 1:**  
If Seat has a removable headrest, remove it as indicated by manufacturer. If seat has a fixed headrests, open velcro at top of seatcovers and install top of seatcovers around headrest posts. If seat has no headrest, go to Step 2



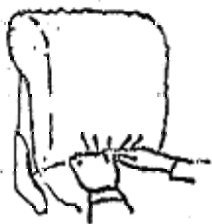
**Step 2:**  
Fit the cap of the seatcover over the top of the seat, aligning the seams of the seatcover with the seams of the seat.



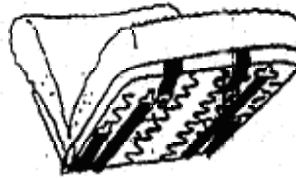
**Step 3:**  
Push straps of seatcovers through the bend of the seat back and bottom as shown (For the best fit DO NOT pull seatcover over bottom until seat back and straps are in place) Attach the straps to the springs under the seat bottom from the back.



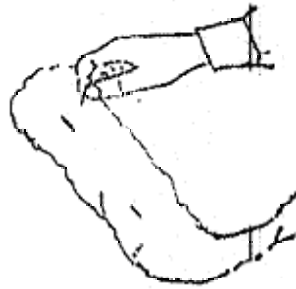
**Step 4:**  
Pull seatcover down around the skirt of the seat and then smooth out an creases by hand



**Step 5:**  
Tilt the seat back. Smooth out seatcovers, and tuck in any excess material by pushing seatcover into the crack between top and bottom cushions.



**Step 6:**  
Fasten straps to springs of bottom cushion. Seats without headrests are done! (Seats with headrests, go to Step 7)



**Step 7:**  
For seats with removable headrests, us sharp one sided razor blade to make holes for posts. For seats with non-removable headrests, cut velcro at posts so velcro can close around it. Seats with non-removable headrests are done! (Seats with removable headrests, go to step 8)



**Step 8:**  
Replace headrests. Any excess wool pile should be removed so headrests do not become jammed. You're done!

#### HOW TO CARE FOR YOUR SHEEPSKIN SEATCOVERS

To fluff and clean sheepskin, brush gently with a small wire dog or cat slicker brush. To remove dry dust, vacuum seatcovers. A soiled seatcover should be spot cleaned with a wash cloth, water, and mild liquid soap. Do not get the sheepskin leather wet. Be very conservative with the water and soap. It is recommended to take off the seatcovers and have dry cleaned by a professional and experienced cleaner. DO NOT WASH SHEEPSKINS. Should sheepskins become wet, remove from seat and dry in a shaded area away from sun and heat.

It is not recommended to put a dark sheepskin seatcover on a light color seat.

If your seat covers have Velcro installed for the headrest please skip the section in step 7 for cutting holes for headrest.